



DOUBLE
SORRENTO
TECHNICAL DATA SHEET




DOUBLE YOUR PULLING POWER...



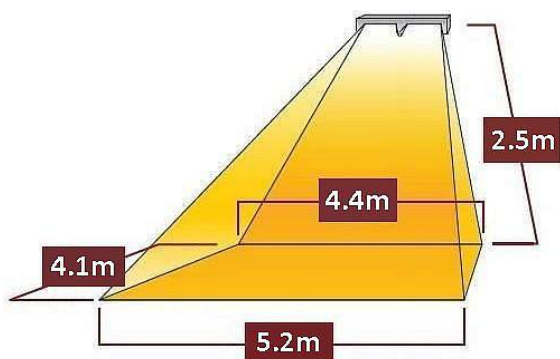
COMMERCIAL HEATING SOLUTION

Discover the Double version of the Sorrento, LOW GLARE, high powered heaters, that add elegance to any outdoor or indoor environment. Ideally used where more heat is required in larger areas. The Sorrento double can be mounted overhead providing flexibility at the time of installation.

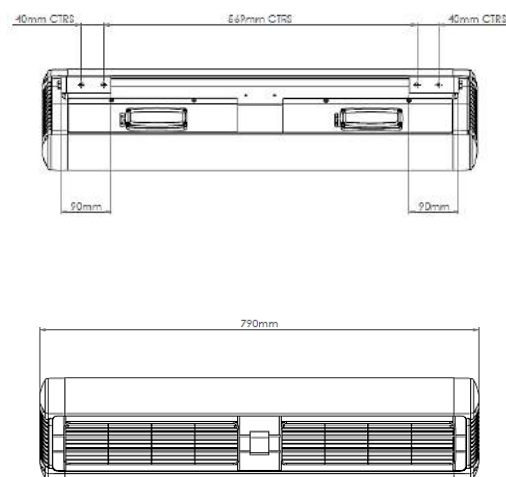
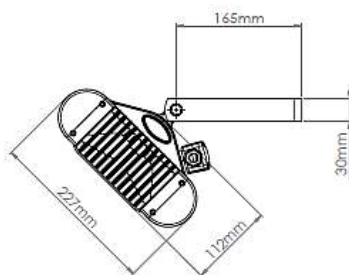


FULL SHORTWAVE TECHNOLOGY

If you require outdoor heating then why settle for inferior, inefficient medium wave heaters? Tansun's FULL shortwave technology is the only way to heat cold spaces effectively.



WALL MOUNTED AT 45 DEGREES



Model	Voltage (V)	Lamps x Power (kW)	Total Power (kW)	Minimum height from floor	Minimum distance from ceiling	Minimum distance from side wall	Weight without guard	Body Dimensions (W x H x D) (mm)
SOR 215IPD	230	2 X 1.5	3	3.0m	0.5m	1m	5.6kg	790 x 227 x 323
SOR 220IPD	230	2 X 2.0	4	3.5m	0.5m	1m	5.6kg	790 x 227 x 323

SORRENTO INSTALLATIONS

